



TR 60M 430-450 Watt Mono-facial

Tiling Ribbon (TR) Technology

Positive power tolerance of 0~+3%

TIGER Pro



KEY FEATURES



TR technology + Half Cell

TR technology with Half cell aims to eliminate the cell gap to increase module efficiency (mono-facial up to 21.24 %)



MBB instead of 5BB

MBB technology decreases the distance between bus bars and finger grid line which is benefit to power increase.



Higher lifetime Power Yield

2.0% first year degradation,
0.55% linear degradation



Best Warranty

12 year product warranty,
25 year linear power warranty



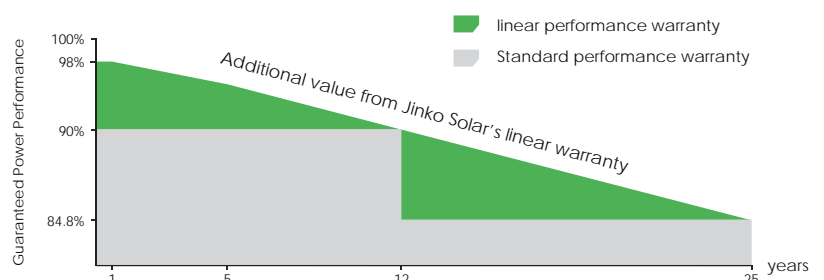
Strengthened Mechanical Support

5400 Pa snow load, 2400 Pa wind load



LINEAR PERFORMANCE WARRANTY

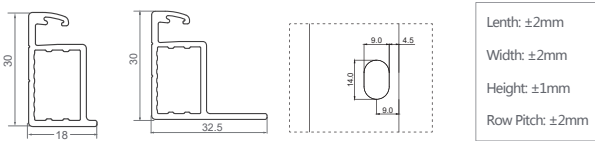
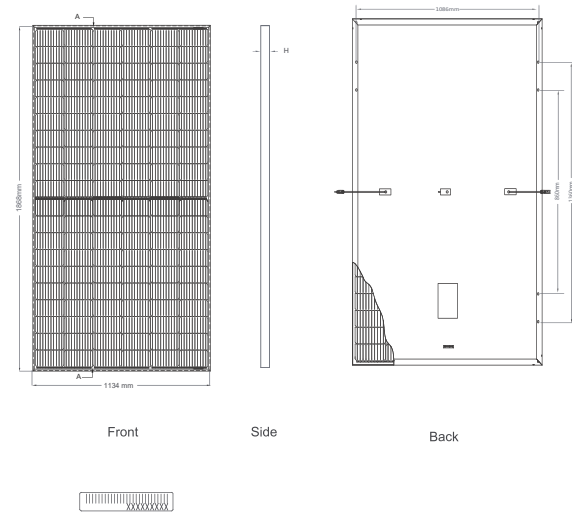
12 Year Product Warranty • 25 Year Linear Power Warranty
0.55% Annual Degradation Over 25 years



ISO9001:2015, ISO14001:2015, ISO45001:2018 certified factory

IEC61215, IEC61730 certified product

Engineering Drawings



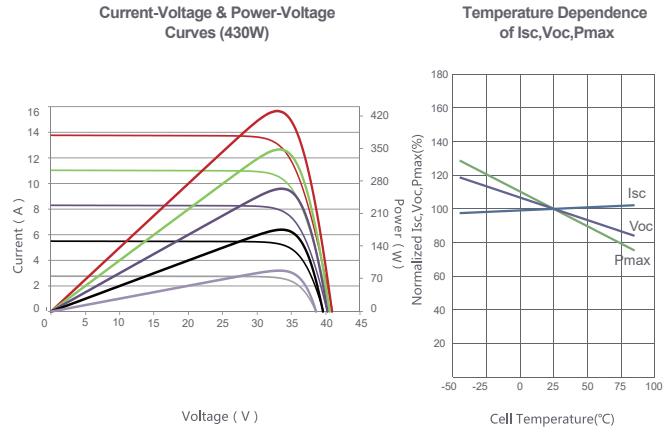
Length: ±2mm
Width: ±2mm
Height: ±1mm
Row Pitch: ±2mm

Packaging Configuration

(Two pallets = One stack)

35pcs/pallets, 70pcs/stack, 840pcs/ 40'HQ Container

Electrical Performance & Temperature Dependence



Mechanical Characteristics

| | |
|---------------|---|
| Cell Type | P type Mono-crystalline |
| No. of cells | 120 (2×60) |
| Dimensions | 1868×1134×30mm (73.54×44.65×1.18 inch) |
| Weight | 24.2 kg (53.35 lbs) |
| Front Glass | 3.2mm, Anti-Reflection Coating, High Transmission, Low Iron, Tempered Glass |
| Frame | Anodized Aluminium Alloy |
| Junction Box | IP68 Rated |
| Output Cables | TUV 1×4.0mm ² (+): 290mm, (-): 145 mm or Customized Length |

SPECIFICATIONS

| Module Type | JKM430M-6TL4 | | JKM435M-6TL4 | | JKM440M-6TL4 | | JKM445M-6TL4 | | JKM450M-6TL4 | |
|---|--------------------|----------------|----------------|----------------|----------------|----------------|----------------|----------------|----------------|----------------|
| | JKM430M-6TL4-V | JKM435M-6TL4-V | JKM440M-6TL4-V | JKM445M-6TL4-V | JKM450M-6TL4-V | JKM450M-6TL4-V | JKM450M-6TL4-V | JKM450M-6TL4-V | JKM450M-6TL4-V | JKM450M-6TL4-V |
| | STC | NOCT | STC | NOCT | STC | NOCT | STC | NOCT | STC | NOCT |
| Maximum Power (Pmax) | 430Wp | 320Wp | 435Wp | 324Wp | 440Wp | 327Wp | 445Wp | 331Wp | 450Wp | 335Wp |
| Maximum Power Voltage (Vmp) | 33.47V | 31.21V | 33.65V | 31.37V | 33.82V | 31.53V | 34.00V | 31.69V | 34.17V | 31.86V |
| Maximum Power Current (Imp) | 12.85A | 10.25A | 12.93A | 10.32A | 13.01A | 10.38A | 13.09A | 10.45A | 13.17A | 10.51A |
| Open-circuit Voltage (Voc) | 40.57V | 38.29V | 40.75V | 38.46V | 40.92V | 38.62V | 41.10V | 38.79V | 41.27V | 38.95V |
| Short-circuit Current (Isc) | 13.53A | 10.93A | 13.61A | 10.99A | 13.69A | 11.06A | 13.77A | 11.12A | 13.85A | 11.19A |
| Module Efficiency STC (%) | 20.30% | | 20.54% | | 20.77% | | 21.01% | | 21.24% | |
| Operating Temperature(°C) | -40°C~+85°C | | | | | | | | | |
| Maximum system voltage | 1000/1500VDC (IEC) | | | | | | | | | |
| Maximum series fuse rating | 25A | | | | | | | | | |
| Power tolerance | 0~+3% | | | | | | | | | |
| Temperature coefficients of Pmax | -0.35%/°C | | | | | | | | | |
| Temperature coefficients of Voc | -0.28%/°C | | | | | | | | | |
| Temperature coefficients of Isc | 0.048%/°C | | | | | | | | | |
| Nominal operating cell temperature (NOCT) | 45±2°C | | | | | | | | | |

* STC: ☀ Irradiance 1000W/m² 📏 Cell Temperature 25°C ☁ AM=1.5
NOCT: ☀ Irradiance 800W/m² 📏 Ambient Temperature 20°C ☁ AM=1.5 🌀 Wind Speed 1m/s